

District Highlights and Student Success



583

Students earned diplomas in the Class of 2017



26

AP Scholars earned success on Advanced Placement Exams



\$15 million

Scholarship dollars earned by Class of 2017



2,949

Student Enrollments in AP or Concurrent Enrollment College Courses



20

Health Occupation and DECA Students advanced to the National Competition



15

Student Athletes won Medals in Wrestling, Bowling and Track



4

Members of the Abraham Lincoln Robotics Team placed 2nd at the World Robotics Competition



16

Students earned All-State Speech and Music Honors



2,144

High School participants in Co- and Extra-Curricular Activities



2

Students earned prestigious Platinum National Career Readiness Certificate

The Council Bluffs Community School District is pleased to provide this snapshot of the 2016-2017 Annual Report to the Community. We invite you to see a more detailed report at www.cb-schools.org.

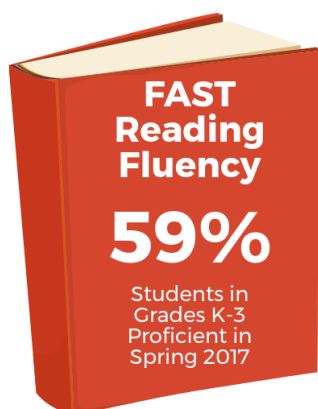
Our Students

- ☆ Number of Students Preschool-12: 9,256
- ☆ High Ability, Talented & Gifted Learners: 11.5%
- ☆ Student Mobility Rate: 12.84%

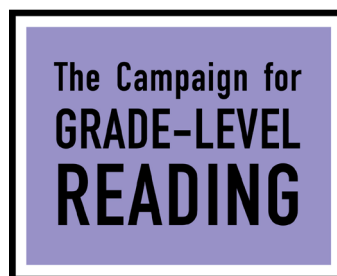
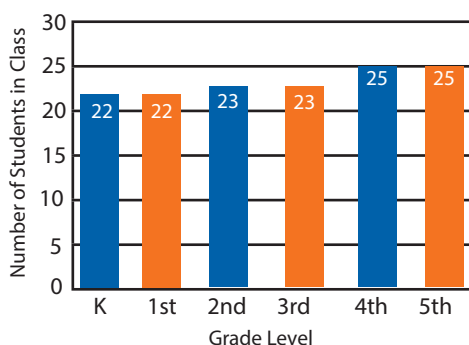
- ☆ English Language Learners (ELL): 6.0%
- ☆ Students Receiving Special Education Services: 16.0%
- ☆ Students Considered Minority: 22.4%



Elementary Data (More student achievement data online)



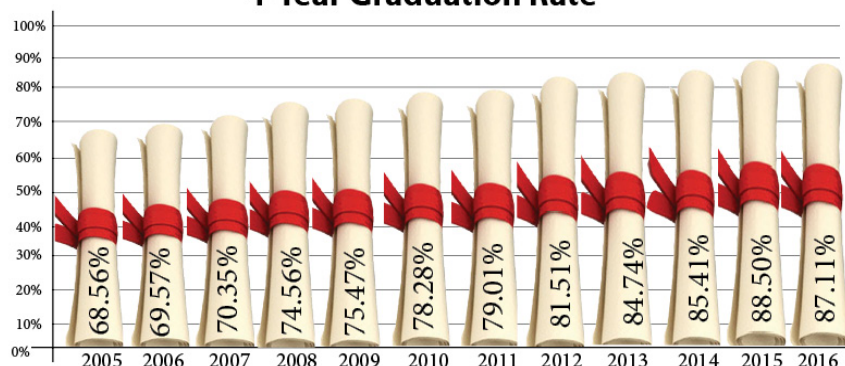
Average Elementary Class Size



Council Bluffs was named a 2017 All-America City for civic action, community problem solving and progress in advancing early literacy.

Middle and High School Data (More student achievement data online)

Council Bluffs Community School District 4-Year Graduation Rate



5-Year Graduation Rate for Class of 2015: 91.67%

Dropout Rate for 2015-16: 2.37%

Number of Students who Dropped Out of School

2009-10	2010-11	2011-12	2012-13	2013-14	2014-15	2015-16
178	108	102	89	70	71	58

The 2015-16 drop-out rate was 2.37% for grades 9-12.
The drop-out rate is not yet available for 2016-17.

ACT


Average Score for 249
Class of 2017 Test Takers

English	20.1
Math	18.9
Reading	21.6
Science	21.2
Composite	
District	20.5
State	21.9
Nation	21.0

42% of the class of 2017
took the ACT.

8th Grade Math

Proficiency on Iowa
Assessment



Current Board of Education



Dr. Vickie Murillo
Superintendent



Troy Arthur
President



David Coziahr
Vice President



Bill Grove



Dr. Jill Ogg-Gress



Chris LaFerla



Kyle McGlade



John Minshall



Dr. Martha Bruckner
Superintendent
2007-17



Susan Riley



Scott Hansen



Retired Members